

labyrinth³

maine
STORAGE INNOVATIONS





The agile workplace is designed with variety and choice in mind. Flexibility is at its heart and design options are key.

Labyrinth³ is the perfect workplace divider product for the agile working environment. With modular shelving, personal storage, seating, and planters, it is both versatile and functional.

Labyrinth³ is made up of a family of products and options. You can build your area divider solution to your perfect specification and then finish it with a mixture of metal, wood, glass, upholstery or even acoustic panelling and the matching stools are the perfect way to create a semi private breakout space. For a practical and innovative addition, why not add a writable whiteboard surface to your locker doors as well.

Finally, you can choose to populate the modules with biophilic elements to help great a calming space that contributes to both creativity, productivity, health and wellbeing.

labyrinth³

by maine


Labyrinth³ is the perfect area divider solution for the agile workplace. Combining modular shelving, personal storage, seating, and planters, Labyrinth³ is a versatile and functional answer to today's modern interior.

Key features include :

- Integrated Locker options
- Retrospectively add 'cubes' to your configuration
- Shelving Units
- Seating
- Planters
- Tables
- Wood or metal finishes
- Glass shelf options
- Slim profile design
- Any RAL colour on metalwork

Shelving & Storage Dimensions

- Widths: 400mm
- Depth: 400mm
- Heights: 400 / 800 / 1200 / 1600 / 2000mm



paint colours

Maine products can be specified in a wide variety of finishes including project specific and corporate colours.

Finishes can be normally specified from BS / RAL / Pantone or Dulux Colour Dimensions. Specialist paint finishes including metallic, polychromatic and pearlescent colours are available on request.

Maine's Powder Coat finishing plant employs the most contemporary technology to ensure a perfect finish.

For specific colour requests please contact Maine Office Customer Services:


sales@maine.co.uk

or call

01908 271 688




PW10001



PC10106



PC10108



PY11020



PO10801



PO10810



PG10520




PS10603



PB10023



PB10024




PB10425




PG10239




PG10017



PW10005




PB10709



PB10437



PR10303




PB11102

Upcharge per additional colour on Labyrinth systems is £199 per colour

wood finishes

Labyrinth³ is available in a wide variety of coloured mfc & wood effect finishes.

These finishes can be applied to shelving units, lockers and planters.




White W980




Sunshine 0134




Flame 7176




Oxide Red 9551




Sky Blue 7179




Royal Blue 0125




Lime Green 5519



Oxide Green 9561




Beech H1582




Walnut H3704




Oak H3326




Ash H1250




Oak H1381




Hickory H3730



Denver Oak H1387




Whitewood H1122




Black Pine H3081



Shorewood H3090



Coco Bolo H3012









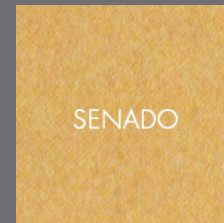



Natural Oak H3331

Minimum order quantities will apply for each finish type selected

acoustic panel colours

The ability to add acoustic panels to your configuration not only provides a practical benefit in sound absorption but also gives you a chance to add another texture and colour to your interior project.

Our acoustic panels are lightweight but semi-rigid, made from compressed polyester felt that has endless design flexibility. In standard panel sizes with options of 12mm or 24mm thicknesses the panels work hard to reduce reverberation and control background chatter.




Minimum order quantities will apply for each finish type selected


fabric

xtreme


Seating options on Labyrinth³ are available in a wide selection of colours from the Camira Xtreme range of fabric.



Adobo YS165




Honeymoon YS035




Bluebell YS097




Costa YS026



Madura YS156




Diabolo YS101




Tobago YS030




Sandstorm YS071



Havana YS009




Blizzard YS081




Aruba YS108




Solano YS072



Tortuga YS168




Apple YS096



Lombok YS159



Tonga YS160



Bridgetown YS102

Minimum order quantities will apply for each finish type selected

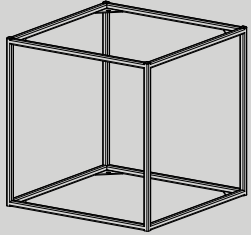


labyrinth³

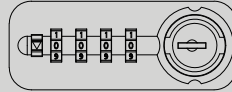
pricing & options

labyrinth³

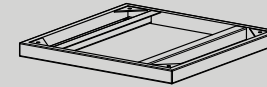
specification options



Cube Main Building Block
Page 11

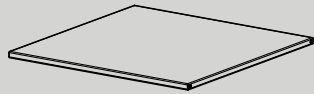
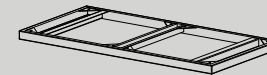


4 digit mechanical combination lock
Page 14



Plinth - Page 15


Single 400 x 400 x 31mm
Double 800 x 400 x 31mm



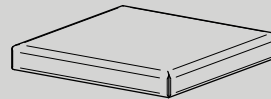
Shelves - Page 11
370 x 370 x 18mm
Steel - 10mm thick
MFC - 18mm thick
Glass - 10mm thick



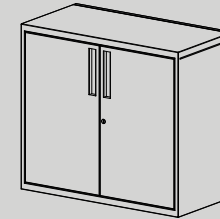
Key cam lock - Page 14



Side Panels - Page 11
370 x 370 x 18mm
Steel - 10mm thick
MFC - 18mm thick
Sound absorbing - 12mm thick
Mesh - 10mm thick

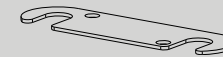


Seat cushion - Page 13

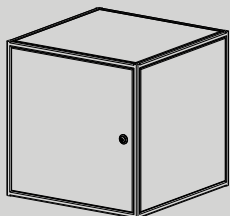


Cupboard unit - Page 16

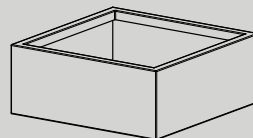
800 x 400 x 713mm
1200 x 400 x 713mm
800 x 400 x 1085mm
1200 x 400 x 1085mm



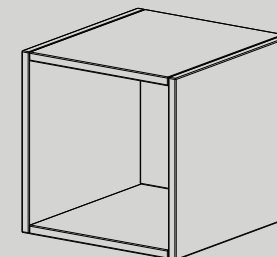
Ganging plate - Page 15



Lockers - Page 11
Steel




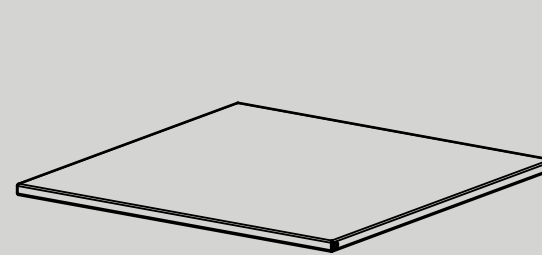
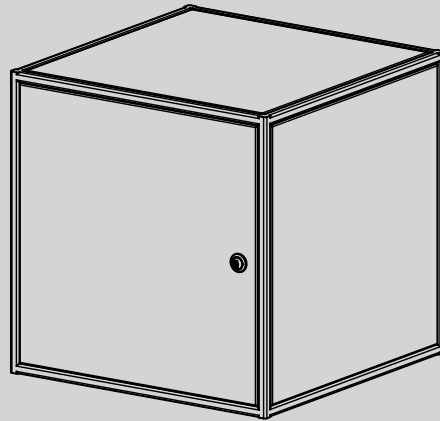
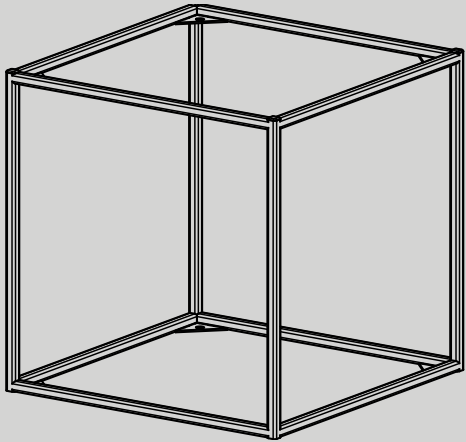
Planter - Page 12
370 x 370mm
Steel
150mm High
MFC
170mm High



MFC Box - Page 12

labyrinth³

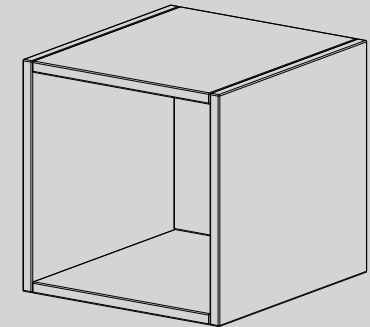
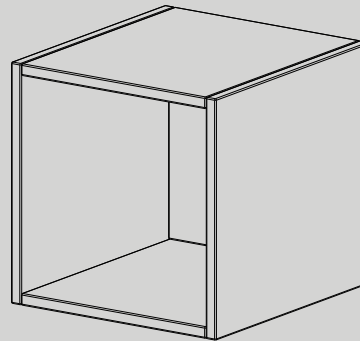
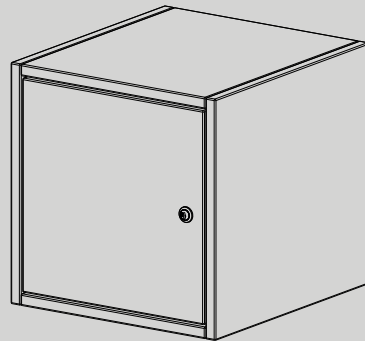
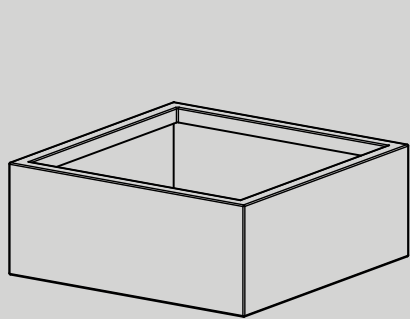
specification options



	Building Block (steel)	Locker (steel)	Metal Shelf (steel)	Side Panels (steel)
Size	400 x 400 x 400mm	400 x 400 x 400mm	400 x 400 x 10mm	400 x 400 x 10mm

labyrinth³

specification options

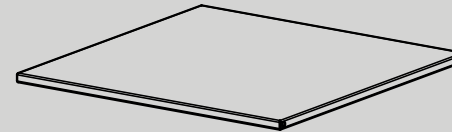
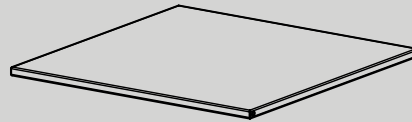
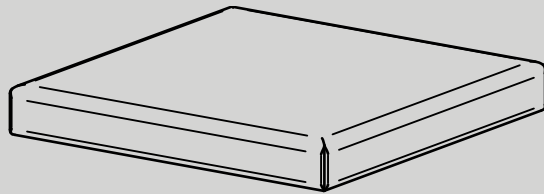


	Planter (mfc)	Locker (mfc)	Box (mfc)	Aperture (mfc)
Size	400 x 400 x 170mm	400 x 400 x 400mm	400 x 400 x 400mm	400 x 400 x 400mm

* MFC shelf cannot be positioned at the very bottom or very top of each Labyrinth column

labyrinth³



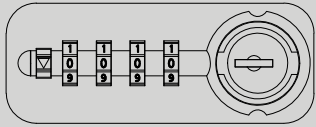
specification options



	Seat Cushion Camira Xtreme	Plain shelf (glass)	Shelf (mfc)	Side Panels (mfc)
Size	400 x 400 x 50mm	400 x 400 x 10mm	400 x 400 x 18mm	400 x 400 x 18mm

labyrinth³

specification options



4 Digit Combination Lock

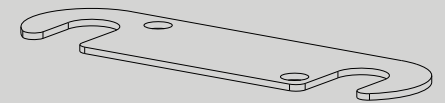
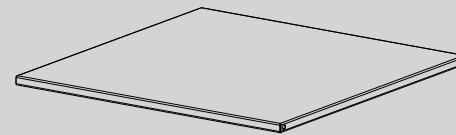
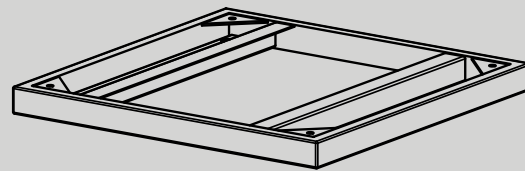
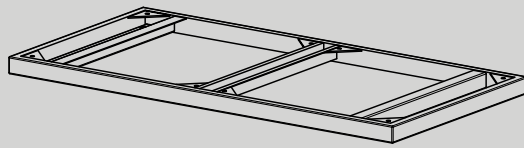
Key Cam Lock

Sound Deadening Side Panel

Mesh Side Panel

labyrinth³

specification options



Double Plinth

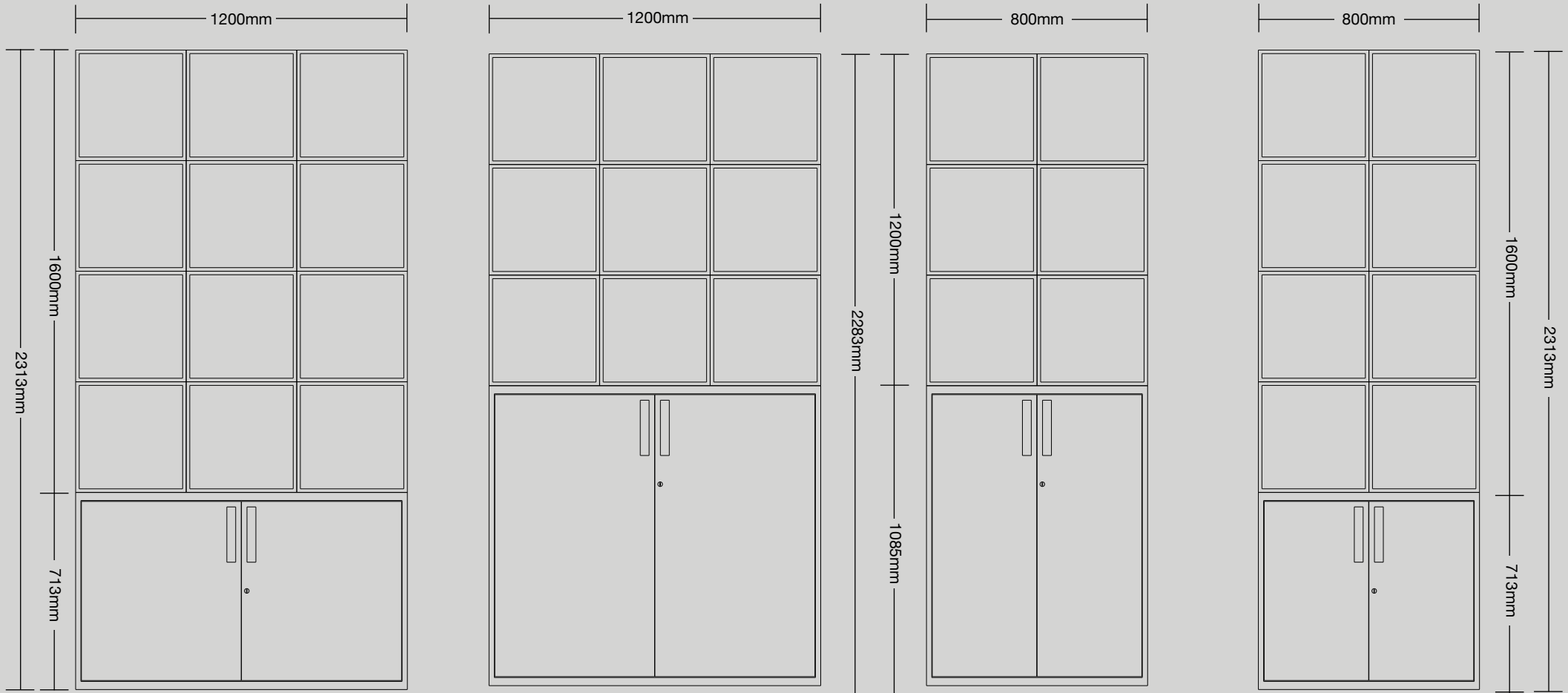
Single Plinth

Counter Balance Weight (CBW)

Ganging Plate

labyrinth³

specification - 2 door cupboards with blocks above



	12 Block Unit	9 Block Unit	6 Block Unit	8 Block Unit
Size	2313 x 1200 x 400mm	2283 x 1200 x 400mm	2283 x 800 x 400mm	2313 x 800 x 400mm

labyrinth³

specification options

Cupboard Units

Files A4 lever arch/box files and foolscap lever arch/box files

Capacity height 320mm

Unit width	Capacity	A4 lever arch per shelf
800mm	760mm	10
1000mm	960mm	12

Accessories

Ask for our accessories information for further internal options.

Material Steel
Finishes Powder coated
Colours RAL, Dulux, Pantone

Material Wood
Finishes MFC
Colours See page 5

Material Autex
Finishes Acoustic Panels
Colours See page 6

Material Fabric
Finishes Camira Xtreme
Colours See page 7

maine

STORAGE INNOVATIONS

tel: 01908 271 688 email: sales@maine.co.uk web: www.maine.co.uk

Head Office

40 Barton Road, Water Eaton Industrial Estate, Milton Keynes, MK2 3EF