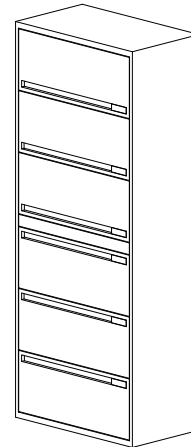


## S31 CAD Block Key

**1984mm external height:**

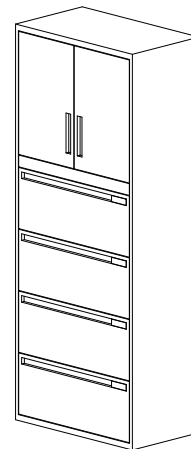
**Drawers:**

800mm	<b>S31-FI-800-457-1984-3RE3D</b>
900mm	<b>S31-FI-900-457-1984-3RE3D</b>
914mm	<b>S31-FI-914-457-1984-3RE3D</b>
1000mm	<b>S31-FI-1000-457-1984-3RE3D</b>



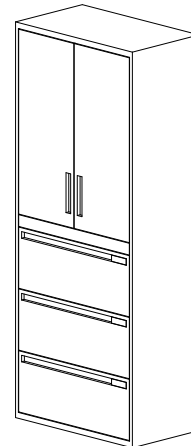
**Multi Units:**

800mm	<b>S31-MU-800-457-1984-2C4D</b>
900mm	<b>S31-MU-900-457-1984-2C4D</b>
914mm	<b>S31-MU-914-457-1984-2C4D</b>
1000mm	<b>S31-MU-1000-457-1984-2C4D</b>



**Multi Units:**

800mm	<b>S31-MU-800-457-1984-3C3D</b>
900mm	<b>S31-MU-900-457-1984-3C3D</b>
914mm	<b>S31-MU-914-457-1984-3C3D</b>
1000mm	<b>S31-MU-1000-457-1984-3C3D</b>



**Cupboards:**

800mm	<b>S31-CU-800-457-1984-XXX</b>
900mm	<b>S31-CU-900-457-1984-XXX</b>
914mm	<b>S31-CU-914-457-1984-XXX</b>
1000mm	<b>S31-CU-1000-457-1984-XXX</b>

