

maine slim



maine

maineslim

Providing elegant, innovative storage solutions for the office of today & tomorrow.



maineslim has an elegant, discreet frame, which creates an innovative and striking aesthetic. Maine's engineering skills & experience allows the new styled front to fit neatly into the frame of the unit to create a clean, stylish design. The second key innovation is the drawer-pull, a simple sprung design which also serves as a label holder.

Sizes

Depth all units 457mm

Widths 800mm, 900mm, 914mm, 1000mm, 1067mm

Heights 713mm, 1059mm, 1405mm


Capacities

Drawer units

Files A4 or foolscap laterally or binders spine-up

Capacity height 310mm

Unit width	Capacity
800mm	718mm
900mm	818mm
914mm	832mm
1000mm	918mm
1067mm	985mm

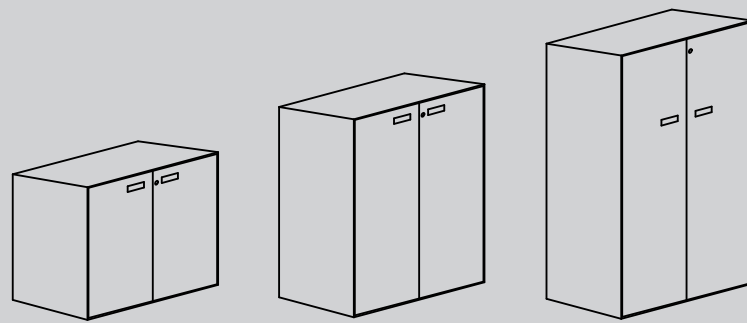


Cupboard units

Files A4 lever arch files

Capacity depth 410mm

Unit width	Capacity
800mm	760mm
900mm	860mm
914mm	874mm
1000mm	960mm
1067mm	1027mm



Includes 1 shelf

Includes 2 shelves

Includes 3 shelves

2 high (713mm)

3 high (1059mm)

4 high (1405mm)

Accessories

Ask for our accessories information for further internal options.

All our standard units are complete with the following:

Shelves, labelholders, file bars, levelling glides.

Cupboards all have independently opening doors.

Locks are fitted on all units.

Counter balance weight

(CBW) recommended on free-standing units under 1023mm high


Full ordering codes on last page

Maine is a British manufacturer providing storage solutions for companies across the UK. Maine units are engineered for strength with integral design quality, whilst innovative products provide our clients with a filing solution which increases workspace and productivity. Our storage and filing ranges are available in a wide range of colours and finishes with stylish designs to enhance all work environments.

Colour & finishes

Maine units can be specified in any colour including tonal shades and corporate colours. Colours can be specified from the palettes of BS, RAL, Pantone or Dulux Colour Dimensions as well as specialist paints including Hammerite, metallic, polychromatic and pearlescent finishes.





CODES

SL-FI = drawer unit
SL-CU = cupboard
Add LF-CBW for counterweight
measurements all width-depth-height

SL-FI-800-457-713
SL-FI-900-457-713
SL-FI-914-457-713
SL-FI-1000-457-713
SL-FI-1067-457-713

SL-CU-800-457-713
SL-CU-900-457-713
SL-CU-914-457-713
SL-CU-1000-457-713
SL-CU-1067-457-713

SL-FI-800-457-1059
SL-FI-900-457-1059
SL-FI-914-457-1059
SL-FI-1000-457-1059
SL-FI-1067-457-1059

SL-CU-800-457-1059
SL-CU-900-457-1059
SL-CU-914-457-1059
SL-CU-1000-457-1059
SL-CU-1067-457-1059

SL-FI-800-457-1405
SL-FI-900-457-1405
SL-FI-914-457-1405
SL-FI-1000-457-1405
SL-FI-1067-457-1405

SL-CU-800-457-1405
SL-CU-900-457-1405
SL-CU-914-457-1405
SL-CU-1000-457-1405
SL-CU-1067-457-1405



London Office
45 Great Sutton Street
London
EC1V 0DE

Head Office
40 Barton Road
Water Eaton Industrial Estate
Milton Keynes, MK2 3EF
t. 01908 271688